

PALLET TRUCK



HAND PALLET TRUCK



Model	AY 2.0	AY 3.0	AY5.0
Rated Capacity(kg)	2000	3000	5000
Min.fork height(mm)	85	85	85
Max.fork height(mm)	200	200	200
Lifting height(mm)	110	110	110
Fork length(mm)	1200	1200	1200
Single fork width(mm)	160	160	160
Width overall forks(mm)	550/685	550/685	550/685
Fork wheel-tandem(mm)	80*70	80*70	80*70
Steering wheel(mm)	180*50	180*50	180*50
Cylinder dia(mm)	32	35	40

HAND STACKER



Model	CTY- A1.0	CTY- A2.0	CTY- A3.0
Rated lifting capacity (kg)	1000	2000	3000
Max. Lifting height (mm)	1600	1600	1600
Lowered height of forks (mm)	50	50	50
Fork length (mm)	830	830	1000
Single fork width(mm)	100	120	140
Outer width of fork(mm)	720	720	720
Front wheel size (mm)	80*60	80*60	80*60
Rear wheel size(mm)	180*50	180*50	180*50
Overall size (mm)	2050*720*1400	2050*740*1480	2050*740*1650
Actual max.load (kg)	500kg	800kg	1200kg

HYDRAULIC DRUM TRUCK




Rated lifting capacity(Kg)	300
Lifting Height(mm)	290
Overall dimensions(mm)	850*880*1280
Self weight(kg)	50

PORTABLE CUTTER & BENDER



REBAR CUTTER

Model	RC16	RC20	RC22	RC25
Voltage	220v/110v	220v/110v	220v/110v	220v/110v
Motor Power	850w/900w	950w/1350w	1000w/1350w	1350w/1500w
Cutting Frequency	2.5-3s	3.0-3.5s	3.5-4.5s	5s
Max.Rebar	16mm	20mm	22mm	25mm
Min.Rebar	4mm	4mm	4mm	4mm
Weight	8/13kg	13/18kg	15/21.5kg	24.5/32kg
Packing Size	51x23x15cm	48x20x28cm	48x20x28cm	57x23x35cm



REBAR BENDER


Model	RB16	RB22	RB25	RB32
Voltage	220v/110v	220v/110v	220v/110v	220v/110v
Motor Power	850w/900w	1500w	1500w	1600w
Cutting Frequency	4.0-5.0s	4.0-5.0s	4.0-5.0s	4.0-5.0s
Max.Rebar	16mm	22mm	25mm	32mm
Min.Rebar	4mm	4mm	4mm	4mm
Weight	15/16.5kg	16/24kg	18/25kg	24/32kg
Packing Size	60x17x20cm	60x20x25cm	68x23x22cm	68x20x24cm

TAMPPING RAMMER



RM80

Engine type	gasoline engine honda GX160
Engine power	5.5hp
Bouding height	40-65mm
Impact force	10-13KN
Advance speed	10-13m/min
Plate size	30x31 cm
Weight	85kg
Packing Size	770x570x1090mm



RM75

Engine type	gasoline engine honda GX160
Engine power	5.5hp
Bouding height	40-65mm
Impact force	10-13KN
Advance speed	10-13m/min
Plate size	30x31 cm
Weight	80kg
Packing Size	770x570x1090mm

VIBRATE MOTOR



ZN SERIES


Model	ZN50	ZN70	ZN90
Power(KW/HP)	1.5/2.0	2.2 / 3.0	3.0/ 4.0
Voltage (V)	220/380	220/380	220/380
Frequency (HZ)	50	50	50
G.W(KG)	15	17	20
Material body	Iron smooth	Iron smooth	Iron smooth
Size(CM)	35.5x28x30	35.5x31x30	39x31x30



ZW SERIES

Model	ZW-2.5	ZW-3.5	ZW-7	ZW-10	ZW-12
Power(KW)	370W	0.75KW	1.5KW	2.2KW	3KW
Voltage (V)	380V	380V/220V	380V/220V	380V/220V	380V
Speed(RPM)	2840	2840	2840	2840	2840
Excitation force (KN)	250	350	700	980	1080
Frequency (HZ)	50	50	50	50	50
Size(CM)	34x19x22	34x19x22	43x22.5x25	47.5x26x28	55x28x30

STEEL BAR CUTTER



GQ40

Cutting Capacity	plain rod bar Q235 6-32mm
	Deformed bar HRB400 6-28mm
Input voltage	380v,50hz, 3phase
Powr of motor	3kw-2p,380V,50HZ
Net weight	320kg
Dimension	1350x470x760mm



GQ40B

Cutting capacity	plain rod bar Q235 6-36mm
	Deformed bar HRB400 6-32mm
Input voltage	380v,50hz, 3phase
Powr of motor	3kw-2p,380V,50HZ
Net weight	400kg
Dimension	1300x560x750mm



GQ50

Cutting capacity	plain rod bar Q235 6-40mm
	Deformed bar HRB400 6-36mm
Input voltage	380v,50hz, 3phase
Powr of motor	4kw-2p,380V,50HZ
Net weight	450kg
Dimension	1380x480x850mm

STEEL BAR BENDER



GW40

Bending capacity	Deformed bar HRB400 6-32mm
Input voltage	380v,50hz, 3phase
Powr of motor	3kw-4p,380V,50HZ
Net weight	250kg
Operation type	manual
Dimension	830x730x830mm



GW45C

Bending capacity	Deformed bar HRB400 6-36mm
Input voltage	380v,50hz, 3phase
Powr of motor	3kw-4p
Net weight	370kg
Operation type	digital control
Dimension	900x750x830mm



GW50

Bending capacity	Deformed bar HRB400 6-36mm
Input voltage	380v,50hz, 3phase
Powr of motor	4kw-4p
Net weight	410kg
Operation type	manual
Dimension	740x950x820mm




SCRAP BAR STRAIGHTENER & CUTTER



STRAIGHTENING AND CUTTING MACHINE GT5-12

Model	GT5-12
Working Capacity	plain bar Q235: 5-12mm Deformed bar HRB400: 5--10mm
Minimum Length	70cm
Input Voltage	380V,50HZ
Traction Motor	4kw,380v
Straightening Motor	4Kw,380v
Overall Dimension(Mm)	1300x900x600
Net Weight	285kg
Packing Size(mm)	1500x1000x850

ELECTRIC WINCH



ELECTRIC WINCH

Model	JM2T	JM5T
Max lifting weight	Rated wire rope traction: 20KN	Rated wire rope traction: 50KN
Drum size	219φ x 500mm width	300φ x 580mm width
Max lifting height	150m	160m
wire rope spec	6x19*12mm	6x19*19mm
motor	11kw,380v,50hz	15kw,380v,50hz
lifting speed	12-16m/min	9m/min
Net Weight	320kg	1100kg
Packing Size(mm)	1200*1030*780	1570*1230*990

CONCRETE MIXER



CONCRETE MIXER

Model	JZC350	JZC500
Discharge volume	350L	500L
Charging volume	560L	800L
Capacity	10~14 m ³ /h	18~20 m ³ /h
Aggregate sizes	≤60mm	≤60mm
Rotating speed	14 r/min	13 r/min
Max. drag speed	20km/h	20km/h
Mixing motor	5.5kw	7.5kw
Lifting motor	4.5KW	5.5kw
Pump motor	1.1kw	1.1kw
Weight	1650kg	2300kg
Dimensions (L x W x H)mm	2766x2140x3000	3500x2200x3200

CONCRETE CUTTER



HQR500

Engine Type	Honda Gx390/ KAMA188
Power	13hp
Cutting Depth	180mm
Cutting Speed	1-3m/Min
Width Of Cutting	2-6mm
Blade Size	400-500mm
Water Tank capacity	30L
Weight	110kg
Packing Size	1000x600x1150mm



25A AUTO FORWARD

Weight	123kg
Cutting depth	70-125mm
Linear velocity of sawing blade	90m/s
Engine option	HONDA GX390, KAMA186
Power	13-14hp
Blade size	450mm (18 inch)
Water tank capacity	45L
Packing size	1100 x 550 x 920mm

STEEL WIRE ROPE



WIRE ROPE CLAMPS



BRIGHT STEEL WIRE ROPE

Construction	6x19+FC, 6x19+IWRC, 7x19
Diameter	6~40mm
Tensile strength	1670Mpa, 1770Mpa, 1870Mpa, 1960Mpa
Standard	GB/T 20118-2006, EN12385, DIN
Coating	ungalvanized or galvanized, both electric and hot dipped galvanized are available.
Main application	Various equipment for hoisting, lifting and drawing.etc

MINI DUMPER



MINI DUMPER

Model	FC-10	FC-15	FC-18
Size(mm)	L2600*W1460*H(TO steering wheel)1400	L2650*W1410*H(TO steering wheel)1400	L 2750*W 1450*H (TO steering wheel)1400
Capacity(m ³)	0.5	0.7	0.65
Wheel base(mm)	1450	1450	1450
Front wheel tread(mm)	1235	1230	1230
Rear wheel tread(mm)	1300	1300	1300
Unload weight(kg)	745	760	875
Rate load(kg)	1000	1500	1500
Min. ground clearance(mm)	165	165	165
Traveling weight(mm)	1070	1200	1230
Max speed(km/h)	28	28	28
Min. turing radius(m)	<3.5	<3.5	<3.5
Diesel Engine (water cooled)	Chang Chai 1100	Chang Chai 1100	Chang wu 1105
Rate power(kw)	12.1	12.1	13.2
Rate speed (r/min)	2200	2200	2200
Fron wheel size	750-16	750-16	750-16
Rear wheel size	550-16(500-16)	550-16(500-16)	550-16(500-16)
Axle	Front :driving Rear : steering	Front :driving Rear : steering	Front :driving Rear : steering

ROAD ROLLER



Model	AY-600
Weight	300KG
Engine Option	Honda GX160 ,Robin EY20, Lifan, Loncin
Engine Power	5-5.5HP
Centrifugal force	15KN
Walking speed	2.4-4.0KM/H
Frequency	70HZ
Driving method	static hydraulic drive unit
Vibration	mechanical
Climbing capacity	25 Degree
Water tank capacity	15L
Drum size	450 x600mm
Packing size	860 x980 x1050 mm



Model	AY-600D
Weight	640KG
Power	Gasoline Honda GX270 9HP
Frequency	70HZ
Centrifugal force	20KN
Max.traveling speed	4KM/H
Climbing capacity	25 Degree
Water tank capacity	30L
Drum size	450 x600mm
Packing size	1500 x880 x1020 mm



Model	AY-1000 (FULL HYDRAULIC)
Working weight	920KG
power	Diesel 186F/8HP
Drive by	Hydraulic
Starting way	Electric starter
Drum Size	500*700mm
Centrifugal force	20KN
Volume of water tank	100L
Climbing ability	30 degree
Working Speed	0-4km/H

PLATE COMPACTOR



Model	C-90B
Weight	80kg
Power	Gasoline Engine 5.5hp
Frequency	3600 R.P.M
Impact Force	20Kn
Compact Depth	320mm
Travel Speed	20-25m/Min
Plate Size	55x44cm
Packing Size	770x550x700mm



Model	C-180
Compact Depth	350mm
Travel Speed	0-25m/Min
Engine Power	7.5-9hp
Vibratory Frequency	5000 Times /Min
Centrifugal Force	27Kn
Plate Size	69 x 48cm
Weight	140Kg
Packing Size	770x470x960mm



Model	C-330
Compact Depth	600mm
Travel Speed	0-25m/Min
Engine Power	10-13hp
Vibratory Frequency	3600 Times /Min
Centrifugal Force	40Kn
Plate Size	90 x 68cm
Weight	140Kg
Packing Size	770x470x960mm

ELECTRIC HOIST



DK SERIES

Model	DK SERIES							
Rated capacity	160KG	180KG	230KG	250KG	280KG	300KG	360KG	500KG
Lift height	30m	30m	30m	30m	30m	30m	60m	30m
Wire rope Dia	5mm	5mm	5mm	5mm	5mm	5mm	5mm	6mm
Motor Power	1200W	1300w	1300w	1500w	1600w	1600w	1600w	1800w
Lifting speed 50HZ	19m/min	19m/min	19m/min	19m/min	19m/min	13m/min	13m/min	13m/min
Lifting speed 60HZ	23m/min	23m/min	23m/min	23m/min	23m/min	15m/min	15m/min	15m/min
Power supply	Single phase , 110V-220V,220-240V,AC 50/60HZ							
Working time	ED 25% Maximum allowable working time :15 min per Hour/ 150 times per hour							

CHAIN BLOCK



HSZ-C SERIES CHAIN BLOCK

Model	HZS-C½	HSZ-C1	HSZ-C1½	HSZ-C2	HSZ-C3	HSZ-C5	HSZ-C10	HSZ-C20
Capacity (Ton)	0.5	1	1.5	2	3	5	10	20
Standard lifting height (m)	2.5	2.5	2.5	2.5	3	3	3	3
Test load (KN)	0.75	1.5	2.25	3	4.5	7.5	12.5	25
Min distance between two hooks (mm)	255	306	368	444	486	616	700	1000
Fully loaded chain tension(N)	221	304	343	314	343	483	492	492
No.of load chain	1	1	1	2	2	2	4	8
Dia of load chain (mm)	6	6	8	6	8	10	10	10
N.W (kg)	8	10	16	14	24	36	68	155
G.W (kg)	10	13	20	17	28	45	83	193
SIZE(L*W*H) cm	28X21X17	30X24X18	34X29X20	33X25X19	38X30X20	45X35X24	62X50X28	70X46X75
Extra weight to be added for one meter extra lifting height (kg)	1.7	1.7	2.3	2.5	3.7	5.3	9.7	19.4

POWER TROWEL



POWER TROWEL

Model	BPM 100
Weight	76kg
Working Diameter	1000mm
Driving speed	50-100 R.P.M
Power	gasoline engine 5-5.5hp
Blade dimension	265 x150mm
Packing size	1000x1000x350mm (Body) 400 x400 x430mm (Engine)

LIGHT TOWER



LIGHT TOWER

Model	AYZM-1
Weight	280Kg
Generator Set	6GF-LED
Rated Voltage	220v
Frequency	60Hz
Rated Power	4.8kw
Max. Output	5.5kw
Dc Output	12v/8.3A
Power * Lamp Quantity	1000w *4
Max Height	5M
Anti-Wind Capacity	Less 6 Grade
Walking Method	Hand-Push Type
Lifting Method	Manual (Air Pressure is Optional)

WALL PLASTERING MACHINE



WALL PLASTERING MACHINE

Model	AY-511
Work voltage	380V
Motor power	5.5kw
Conveying flow	3m ³ /Hour
Vertical transmission distance	20M
Level transmission distance	30M
air compressor power	2.5kw
Max grain size	5-6mm
Hopper volume	60L
Net Weight	160KG
Packing size	1500x700x900mm

CONCRETE PUMP



CONCRETE PUMP

Model	AY-18
Work voltage	380V
Motor power	15kw
Conveying flow	10-12m ³ /hour
Vertical transmission distance	15-30M
Level transmission distance	40-70M
Max output pressure	10-15mpa
Max grain size	5-25mm
Net Weight	550KG
Packing size	1800x700x1200mm

ROAD MARKING MACHINE



Model	AY-350
Engine	gasoline 5.5hp
Max flow	3.2L/min
Width range	5-35cm
Standard width	15cm
Working pressure	39Mpa (3300psi)
Marking speed	130m/min
Dia of spray nozzle	0.028 inch
Size	1000x900x600mm
Net weight	75kg




Model	AY-400
Heating type	liquefied gas
Heating speed	20-30min
Working speed	1.5km/h
Working width(mm)	100,150,200,300,400
Standard width	150mm
Marking thickness	1.0-3.0mm
Dimensions	1320 x 850 x1000mm
Net weight	135kg

OTHER ITEMS



Gloves



Canvas tube



Scaffold coupler



Button Bit